



# TRUESTONE INGROUND LINER MEASURING FORM

ALL FORMS AVAILABLE FOR  
 DOWNLOAD AT:  
[WWW.GLIPOOLPRODUCTS/IGFORMS](http://WWW.GLIPOOLPRODUCTS/IGFORMS)

DISTRIBUTOR INFORMATION		DEALER INFORMATION		SHIP TO ADDRESS
NAME:		NAME:		
LOCATION:		CITY:		
CONTACT:		S45 ID #:		

CHECK ONE		CUSTOMER TAG NAME:	EXTENDED WARRANTY PROGRAM
<input type="checkbox"/> QUOTE ONLY	<input type="checkbox"/> ORDER		<input type="checkbox"/> GOLD (\$1,500 & 5 YRS WATER & LABOR)
			<input type="checkbox"/> SILVER (\$1,000 & 4 YRS WATER & LABOR)


ORDER INFORMATION		
QUOTE #:	SO#:	PO#:

NOTE: COMPLETE MEASURING FORM MUST INCLUDE THIS COVER SHEET, PLUS SHAPE MEASURING FORM. A STEP MEASURING FORM MUST BE INCLUDED WHERE APPLICABLE.

BASIC LINER INFORMATION		
<input type="checkbox"/> BEADED (IF NOT STANDARD BEAD, WHAT TYPE: (____))	FIBERGLASS STAIRS <input type="checkbox"/> YES <input type="checkbox"/> NO	IF YES, <input type="checkbox"/> STRAIGHT <input type="checkbox"/> RADIUS DRAW LOCATION ON SHAPE MEASURING FORM
<input type="checkbox"/> OVERLAP (HOW MANY INCHES OF OVERLAP: ____ INCHES)	VINYL COVERED STAIRS OR BENCH <input type="checkbox"/> YES <input type="checkbox"/> NO IF YES, PROVIDE ACCOMPANYING STEP FORM AND DRAW LOCATION ON SHAPE MEASURING FORM.	

## TRUESTONE PATTERN SELECTION

**OPTION #1-**  
**NATURAL STONE WALL AND FLOOR**  
**WITH TRUESTONE ACCENT FEATURE**




NATURAL STONE WALL & FLOOR PATTERN

TRUESTONE ACCENT FEATURE (BENCH, STEP, ETC)

Note: All accent features will use Sure-Step unless requested otherwise

<input type="checkbox"/> BLACK GALAXY	<input type="checkbox"/> PEARLSTONE
<input type="checkbox"/> CARIBBEAN GRAY	<input type="checkbox"/> OBSIDIAN
<input type="checkbox"/> GRAY CRYSTAL	<input type="checkbox"/> BLUE SLATE
<input type="checkbox"/> GUNITE LIGHT BLUE	<input type="checkbox"/> NO STEP, BENCH, ETC. REQUIRED
<input type="checkbox"/> MIDNIGHT QUARTZ	
<input type="checkbox"/> ROYAL SAPPHIRE	

**OPTION #2-**  
**NATURAL STONE WALL AND**  
**TRUESTONE FLOOR**



NATURAL STONE WALL PATTERN

TRUESTONE FLOOR


TRUESTONE ACCENT FEATURE (BENCH, STEP, ETC)

Note: All accent features will use Sure-Step unless requested otherwise

<input type="checkbox"/> BLACK GALAXY	<input type="checkbox"/> PEARLSTONE	<input type="checkbox"/> PEARLSTONE
<input type="checkbox"/> CARIBBEAN GRAY	<input type="checkbox"/> OBSIDIAN	<input type="checkbox"/> OBSIDIAN
<input type="checkbox"/> GRAY CRYSTAL	<input type="checkbox"/> BLUE SLATE	<input type="checkbox"/> BLUE SLATE
<input type="checkbox"/> GUNITE LIGHT BLUE		<input type="checkbox"/> BLACK GALAXY
<input type="checkbox"/> MIDNIGHT QUARTZ		<input type="checkbox"/> CARIBBEAN GRAY
<input type="checkbox"/> ROYAL SAPPHIRE		<input type="checkbox"/> GRAY CRYSTAL
		<input type="checkbox"/> GUNITE LIGHT BLUE
		<input type="checkbox"/> MIDNIGHT QUARTZ
		<input type="checkbox"/> ROYAL SAPPHIRE
		<input type="checkbox"/> NO STEP, BENCH, ETC. REQUIRED

OPTION #3 - CONTINUED ON BACK

**OPTION #3-  
TRUESTONE WALL & FLOOR**



**TRUESTONE WALL AND FLOOR**

**TRUESTONE ACCENT PATTERN (STEP, BENCH, ETC.)**  
NOTE: ALL ACCENT FEATURES WILL USE SURE-STEP UNLESS REQUESTED OTHERWISE

<input type="checkbox"/> PEARLSTONE	<input type="checkbox"/> PEARLSTONE
<input type="checkbox"/> OBSIDIAN	<input type="checkbox"/> OBSIDIAN
<input type="checkbox"/> BLUE SLATE	<input type="checkbox"/> BLUE SLATE
<input type="checkbox"/> PEARLSTONE	<input type="checkbox"/> BLACK GALAXY
<input type="checkbox"/> OBSIDIAN	<input type="checkbox"/> CARIBBEAN GRAY
<input type="checkbox"/> BLUE SLATE	<input type="checkbox"/> GRAY CRYSTAL
	<input type="checkbox"/> GUNITE LIGHT BLUE
	<input type="checkbox"/> MIDNIGHT QUARTZ
	<input type="checkbox"/> ROYAL SAPPHIRE
	<input type="checkbox"/> NO STEP, BENCH, ETC. REQUIRED